

Shop About™

With Shop About mobile cash wrap, you get a check-out station on wheels that's a nimble, space-saving alternative to built-in lanes. Take a mobile cashier station where it's needed (like for sidewalk sales), and open a rush register on the fly, giving your customers fast service and quick check-out.



The mobile Shop About takes a cash register anywhere you need to open a check-out lane on the fly.

PRODUCT SPECIFICATIONS

Warranty: Lifetime Warranty on the cart; One Year Warranty on electrical system. The cord, plug, and batteries are not warranted.

Weight Capacity: Shop Abouts have an overall weight capacity of 150 lbs.

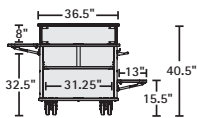
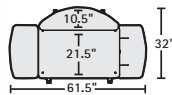
COLORS



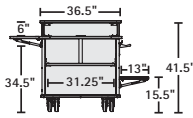
SHOP ABOUT ORIGINAL & TALL



CWN4832SM/BF5 shown above.



Shop About Original



Shop About Tall

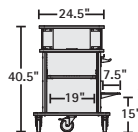
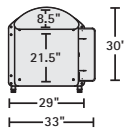
- Comes with top shelf (1" thick), elevated transaction shelf, adjustable-height center shelf (1" thick), base shelf (1" thick), 5 vertical tubes (1.5" diameter), 2 repositionable flip-up shelves and 4 casters (5" size, 2 directional lock, 2 total lock). A dual-arm bag holder comes installed; tab bag holder is also included in shipment. Powered version includes a 150 amp/hour battery enclosure with 7' power cord to power a standard cash wrap set-up for an entire shift.
- Has an overall weight capacity of 150 lbs. Weight capacity of the flip-up shelves is 50 lbs.
- Available in Silver Metallic (SM) with Blanc laminate and Fog trim (BF).
- Ships assembled.

PRODUCT	Width	Depth	Height	Weight	Part #	Price
Shop About Original	61.5"	32"	40.5"	255 lbs.	CWNB4832SM/BF5	\$1,879
Shop About Original w/power	61.5"	32"	40.5"	460 lbs.	CWPB4832SM/BF5	\$3,249
Shop About Tall	61.5"	32"	41.5"	255 lbs.	CWNB4832SM/BF5	\$1,999

SHOP ABOUT MINI



CWN2430SM/BF5 shown above.



- Comes with top shelf (1" thick), elevated transaction shelf, adjustable-height center shelf (1" thick), base shelf (1" thick), 4 vertical tubes (1.5" diameter), repositionable side shelf and 5 casters (5" size, 2 directional lock, 3 total lock). A dual-arm bag holder comes installed; tab bag holder is also included in shipment. Powered version includes a 150 amp/hour battery enclosure with 7' power cord to power a standard cash wrap set-up for an entire shift.
- Has an overall weight capacity of 150 lbs. Weight capacity of the side shelf is 35 lbs.
- Available in Silver Metallic (SM) with Blanc laminate and Fog trim (BF).
- Ships assembled.

PRODUCT	Width	Depth	Height	Weight	Part #	Price
Shop About Mini	33"	30"	40.5"	120 lbs.	CWN2430SM/BF5	\$1,349
Shop About Mini w/power	33"	30"	40.5"	325 lbs.	CWP2430SM/BF5	\$3,049